

FT2290



GAUGE ISOLATOR NEEDLE VALVES IN LINE

The FT2290 isolator needle valves (in line) are normally used to protect the pressure gauge since they have the double function of dampening pressure surge during opening and of isolating the pressure gauge entirely. Pressed in high-resistance steel, protected by an accurate treatment, subjected to strict tests, they ensure reliability and long life. A rotating swivel nut allows for accurate pressure gauge orientation. The sealing, standard supplied, and inserted in the nut, prevents any drawing between the connection and the gauge. Suitable for pressure up to 400 bar and temperature from -20° to +130° they can be panel mounted by use of log nut (G), supplied on request.

On request

- Complete with lock nut (G). Indicate whether KM or hexagonal
- NPT threads

dimensions

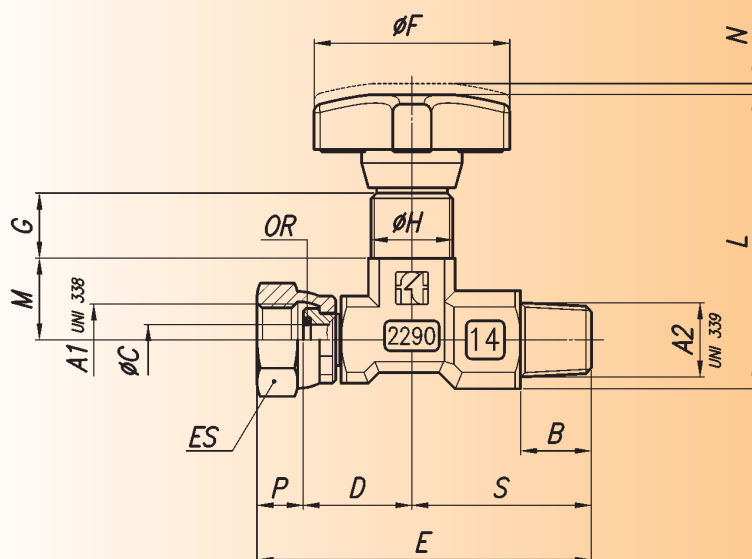
Type	A1 UNI 338	A2 UNI 339	B	ØC	D	E	ØF	G	H	L	M	N	P	S	OR	ES	Weight kg
14	1/4"G	1/4"Gc	13	5,6	20	61,5	34	12	M15x1	53	15	2	8,5	33	2018	18	0,125
12	1/2"G	1/2"Gc	16	6,5	32	83	40	12,5	M20x1	82,5	19	6	11	40	2021	27	0,413

materials

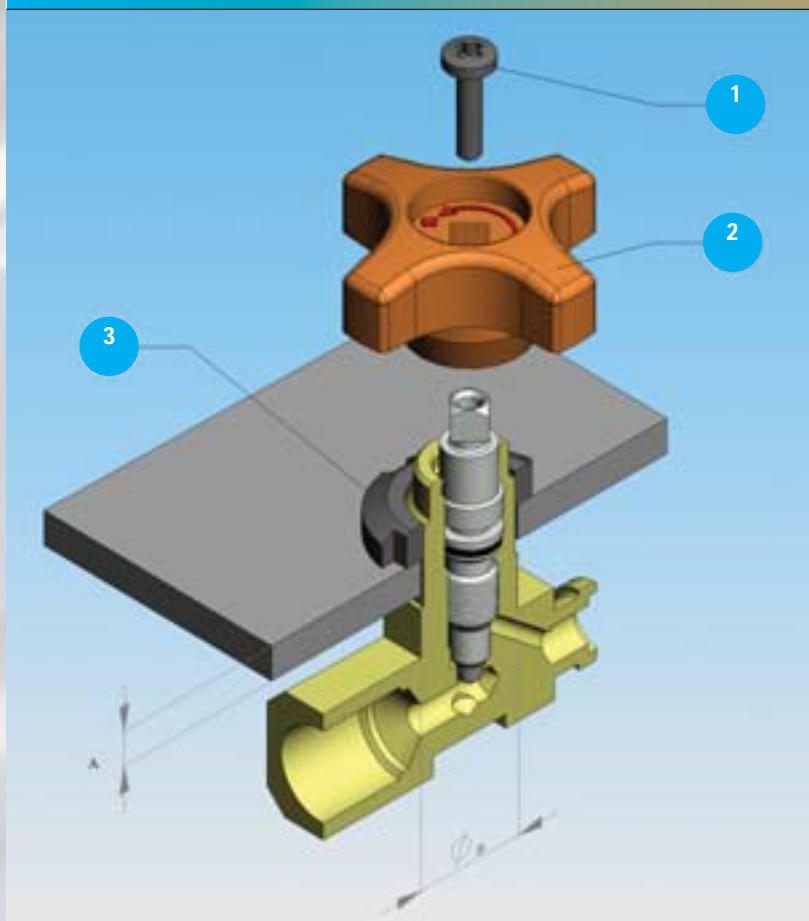
Body	AISI 316 stainless steel
Needle	AISI 316 stainless steel
OR	Viton
Antiextrusion ring	PTFE
Handwheel	Nylon 66

example for ordering

Code	Type	Lock nut	Ring nut type
FT 2290	14	G	KM
FT 2290	12	G	KM



instructions to fit panel mounting nut



panel mounting

1°	Remove screw-item (1)
2°	Pull off handwheel-item (2)
3°	Insert ring KM type (3) or hexagonal

Panel thickness A max	Panel hole ϕB
5	16

FT2291



GAUGE ISOLATOR NEEDLE VALVES 90° ANGLE

The isolator needle valves FT 2291 (90° angle) are normally used to protect the pressure gauge since they have the double function of dampening pressure surge during opening and of isolating the pressure gauge entirely. Pressed in high-resistance steel, protected by an accurate treatment, subjected to strict tests, they ensure reliability and long life. A rotating swivel nut allows for accurate pressure gauge orientation. The sealing, standard supplied, and inserted in the nut, prevents any drawing between the connection and the gauge. Equipped with connectors FT 2299-24, they also allow the connection with attack of 1/2" Gas. Suitable for pressure up to 400 bar and temperature from -20° to +130° they can be panel mounted by use of lock nut (G), supplied on request.

A richiesta

- Complete with lock nut (G). Indicate whether KM or hexagonal
- NPT threads

dimensions

Type	A1 UNI 338	A2 UNI 339	B	ØC	D	E	ØF	G	H	L	M	N	P	Q	ES	OR	Weight kg
14	1/4"G	1/4"Gc	13,5	5,6	22	40	34	10	M15x1	66	11	2	8,5	28	18	2018	0,105

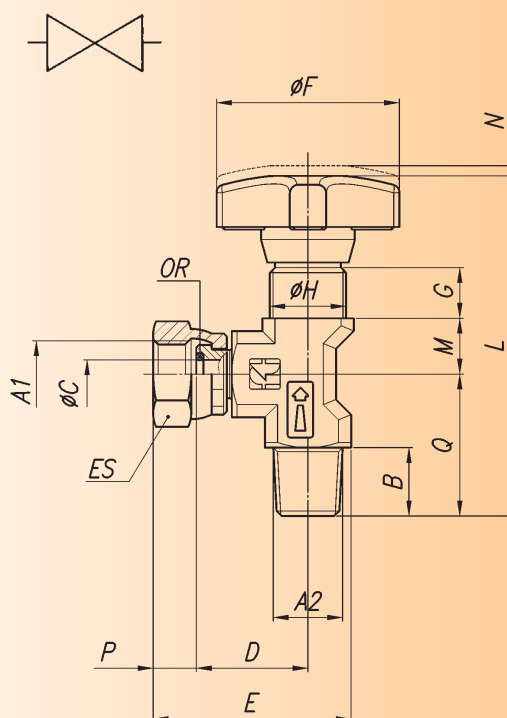
materials

Body	AISI 316 stainless steel
Needle	AISI 316 stainless steel
OR	Viton
Antiextrusion ring	PTFE
Handwheel	Nylon 66

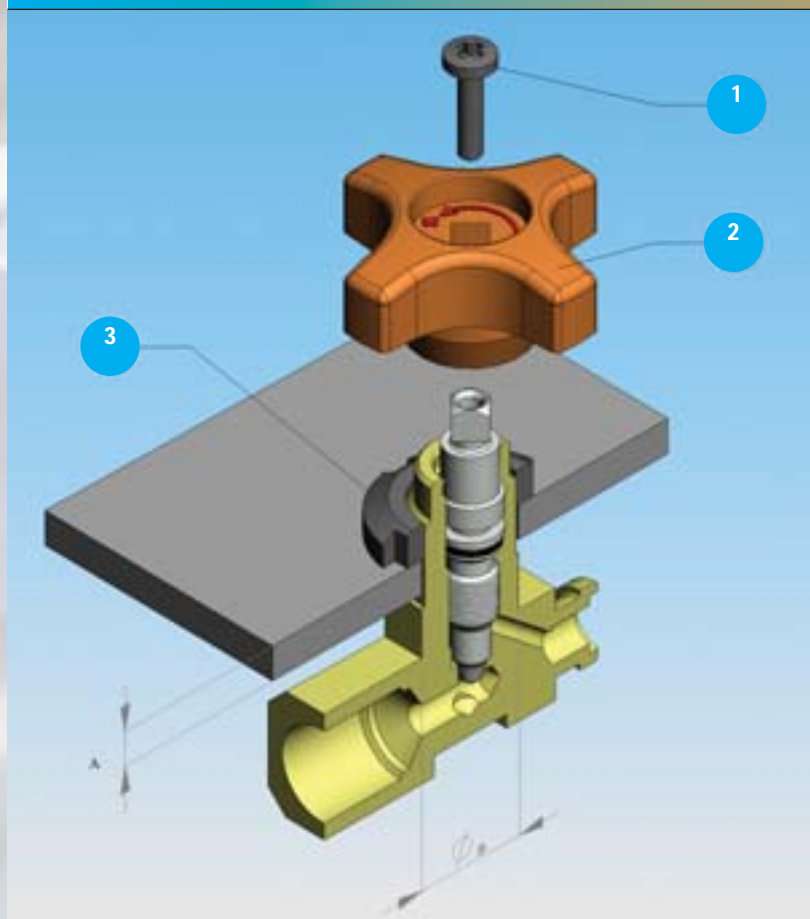
All components are surface treated and protected

example for ordering

Code	Lock nut	Ring nut type
FT 2291	G	KM



instructions to fit panel mounting nut



panel mounting

1°	Remove screw-item (1)
2°	Pull off handwheel-item (2)
3°	Insert ring KM type (3) or hexagonal

Panel thickness A max	Panel hole ØB
5	16