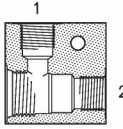
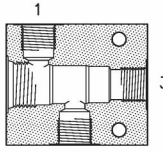
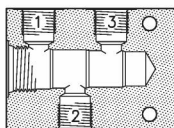
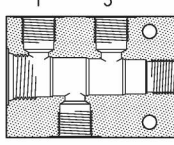


This series of bodies, realized in anodized aluminium alloy and in galvanized steel, includes all standard versions normally available. On request they can be supplied with different uses.

For out standard uses choiche please see technical schedule 17.010 ( D - I - S type ports ).

	Ordering Code Aluminium Bodies	Ordering Code Steel Bodies	Valve cavity	Ports	Technical schedule	
<b>Body LO type - 2 way</b>  	10-LO-B05 18 144 100	10-LO-B05/FE 18 144 101	S 10/2	G 1/4 (B05)	16.010	
	20-LO-B05 28 144 104	20-LO-B05/FE 28 144 118	S 20/2	G 1/4 (B05)	16.010	
	20-LO-B06 28 144 101	20-LO-B06/FE 28 144 119	S 20/2	G 3/8 (B06)	16.010	
	28-LO-B05 28 144 128	28-LO-B05/FE 28 144 140	S 28/2	G 1/4 (B05)	16.010	
	28-LO-B06 28 144 142	28-LO-B06/FE 28 144 141	S 28/2	G 3/8 (B06)	16.010	
	30-LO-B06 38 144 101	30-LO-B06/FE 38 144 131	S 30/2	G 3/8 (B06)	16.010	
	30-LO-B08 38 144 103	30-LO-B08/FE 38 144 132	S 30/2	G 1/2 (B08)	16.010	
	32-LO-B05 38 144 140		S 32/2	G 1/4 (B05)	16.010	
	50-LO-B08 58 144 100	50-LO-B08/FE 58 144 124	S 50/2	G 1/2 (B08)	16.010	
	50-LO-B12 58 144 101	50-LO-B12/FE 58 144 125	S 50/2	G 3/4 (B12)	16.010	
	70-LO-B16 78 144 100	70-LO-B16/FE 78 144 114	S 70/2	G 1 (B16)	16.010	
	70-LO-B20 78 144 101	70-LO-B20/FE 78 144 115	S 70/2	G 1.1/4 (B20)	16.010	
	<b>Body C3 type - 3 way</b>  	20-C3-B05 28 144 102	20-C3-B05/FE 28 144 120	S 20/3	G 1/4 (B05)	16.010
		20-C3-B06 28 144 103	20-C3-B06/FE 28 144 121	S 20/3	G 3/8 (B06)	16.010
		28-C3-B05 28 144 136	28-C3-B05/FE 28 144 143	S 28/3	G 1/4 (B05)	16.010
28-C3-B06 28 144 129		28-C3-B06/FE 28 144 144	S 28/3	G 3/8 (B06)	16.010	
30-C3-B06 38 144 102		30-C3-B06/FE 38 144 133	S 30/3	G 3/8 (B06)	16.010	
30-C3-B08 38 144 105		30-C3-B08/FE 38 144 134	S 30/3	G 1/2 (B08)	16.010	
50-C3-B08 58 144 102		50-C3-B08/FE 58 144 126	S 50/3	G 1/2 (B08)	16.010	
50-C3-B12 58 144 103		50-C3-B12/FE 58 144 127	S 50/3	G 3/4 (B12)	16.010	
70-C3-B16 78 144 102		70-C3-B16/FE 78 144 116	S 70/3	G 1 (B16)	16.010	
70-C3-B20 78 144 103		70-C3-B20/FE 78 144 117	S 70/3	G 1.1/4 (B20)	16.010	
<b>Body CC type - 3 way</b>  	30-CC-B05 38 144 108		S 30/4	G 1/4 (B05)	16.011	
	30-CC-B06 38 144 115	30-CC-B06/FE 38 144 135	S 30/4	G 3/8 (B06)	16.011	
	30-CC-B08 38 144 116	30-CC-B08/FE 38 144 136	S 30/4	G 1/2 (B08)	16.011	
	50-CC-B08 58 144 106	50-CC-B08/FE 58 144 128	S 50/4	G 1/2 (B08)	16.011	
	50-CC-B12 58 144 107	50-CC-B12/FE 58 144 129	S 50/4	G 3/4 (B12)	16.011	
	<b>Body C4 type - 4 way</b>  	20-C4-B05 28 144 105	20-C4-B05/FE 28 144 122	S 20/4	G 1/4 (B05)	16.011
20-C4-B06 28 144 106		20-C4-B06/FE 28 144 123	S 20/4	G 3/8 (B06)	16.011	
28-C4-B05 28 144 145		28-C4-B05/FE 28 144 146	S 28/4	G 1/4 (B05)	16.011	
28-C4-B06 28 144 147		28-C4-B06/FE 28 144 124	S 28/4	G 3/8 (B06)	16.011	
30-C4-B06 38 144 100		30-C4-B06/FE 38 144 137	S 30/4	G 3/8 (B06)	16.011	
30-C4-B08 38 144 104		30-C4-B08/FE 38 144 138	S 30/4	G 1/2 (B08)	16.011	
50-C4-B08 58 144 104		50-C4-B08/FE 58 144 130	S 50/4	G 1/2 (B08)	16.011	
50-C4-B12 58 144 105		50-C4-B12/FE 58 144 131	S 50/4	G 3/4 (B12)	16.011	